

# ATX™ SWE Series 40, 63 and 160 Amp Switches, Circuit Breakers, and “Break Glass” Call Points



## Increased Safety

ATEX/IECEX:



Zone 1 and 2 - 21 and 22  
II 2 GD  
IP66 - IK10

### Applications

- Designed to prevent operation in explosive atmospheres during connect and disconnect operation of power loads.
- For use in hazardous areas where ignitable vapors, gases or highly combustible dusts are present.
- For installation in chemical and petrochemical plants, refineries and other process industries.

### Features

- Available up to 690 Volts, and up to 160 Amps
- 63 Amp version:
  - Padlockable handle in position “O” using maximum 4 padlocks [maximum handle diameter 8 mm (0.315 in) and minimum 15 mm (0.59 in) length].
  - 3 or 4-pole switch mechanism with one ‘NO’ early break auxiliary contact.
  - Main contact termination: 35 mm<sup>2</sup> (0.054 in<sup>2</sup>).
  - Auxiliary contact termination: 2.5 mm<sup>2</sup> (0.004 in<sup>2</sup>).
  - Supplied with:
    - Cable entries:
      - 1 x M32 clearance on top
      - 1 x M32 and 1 x M20 clearance on bottom
    - Supplied with:
      - 2 x M32 polyamide cable glands – cable 10 mm to 25 mm (0.39” to 0.98”)
      - 1 x M20 blanking plug
      - 1 x yellow self-adhesive laminated plastic label with black lettering – 65 mm to 18 mm (2.56” x 0.71”)
- 160 Amp version:
  - Hinged door.
  - Closed with plastic double bar locks (key supplied).
  - Supplied with 4 fixing lugs.
  - Padlockable handle in position “O”.
  - 3 or 4-pole switch mechanism with one ‘NO’ early break auxiliary contact.
  - Main contact termination: 120 mm<sup>2</sup> (0.1860 in<sup>2</sup>).
  - Auxiliary contact termination: 2.5 mm<sup>2</sup> (0.004 in<sup>2</sup>).
  - Supplied with:
    - Cable entries:
      - 1 x M63 clearance on top
      - 1 x M63 and 1 x M25 clearance on bottom
    - Supplied with:
      - 2 x M63 polyamide cable glands – cable 36 mm to 44 mm (1.42” to 1.73”)
      - 1 x M25 blanking plug

### Standard Materials

- Box: polyester (GRP) or 316L stainless steel
- Captive screws: A2 stainless steel
- Cable glands: polyamide cable glands and blanking plugs
- Locknut: nickel plated brass.

### ATEX/IECEX Certifications and Compliances

- Certification Type: CAe (Polyester box)
  - Gas: Zone 1 and 2
  - Conforming to ATEX 94/9/CE: Ⓢ II 2 G
  - Type of Protection: Ex de IIC
  - Temperature Class: T5 at +40 °C (+104 °F), T4 at +55 °C (+131 °F)



40 A/63 Amp Version



160 Amp Version

- Dust: Zone 21 and 22
- Conforming to ATEX 94/9/CE: Ⓢ II 2 D
- Type of Protection: Ex tD A21
- Surface Temperature: T95 °C (T 203 °F) at +40 °C (+104 °F), T130 °C (T266 °F) at +55 °C (+131 °F)
- Ambient Temperature: 20 °C to +55 °C (68 °F to +131 °F) [40 A and 63 A]; -30 °C to +55 °C (-22 °F to +131 °F) [160 A]
- CE Declaration of Conformity: 50235
- ATEX Certificate: LCIE 02 ATEX 6248X
- IECEx Certificate: IECEx LCI 04.0016X
- Certification Type: JBe (Stainless steel box)
  - Gas: Zone 1 and 2
  - Conforming to ATEX 94/9/CE: Ⓢ II 2 G
  - Type of Protection: Ex de IIC
  - Temperature Class: T5 at +40 °C (+104 °F), T4 at +55 °C (+131 °F)
  - Dust: Zone 21 and 22
  - Conforming to ATEX 94/9/CE: Ⓢ II 2 D
  - Type of Protection: Ex tD A21
  - Surface Temperature: T95 °C (T 203 °F) at +40 °C (+104 °F), T130 °C (T266 °F) at +55 °C (+131 °F)
  - Ambient Temperature: 20 °C to +55 °C (68 °F to +131 °F) [40 A and 63 A]; -30 °C to +55 °C (-22 °F to +131 °F) [160 A]
  - CE Declaration of Conformity: 50232
  - ATEX Certificate: LCIE 02 ATEX 6118X
  - IECEx Certificate: IECEx LCI 11.0008X
  - Index of Protection according EN/IEC 60529: IP66
  - Impact Resistance (shock): IK10

### EURASEC Certification

- Certification Type: CAe (Polyester box)
  - EURASEC RU C-FR. Г505.В.00911
- Certification Type: JBe (Stainless steel box)
  - EURASEC RU C-FR.Г505.В.00911

### Other Certification ①

- Certification Type: CAe (Polyester box)
  - INMETRO Certificate: BVC 12.0421-X

CONTROLIN: ATEX/IECEX INCREASED SAFETY CALL POINTS STATIONS AND AUDIO SIGNALING DEVICES



① INMETRO certification available on special request only. Contact your local sales representative for more information.

# ATX™ SWE Series 40, 63 and 160 Amp Switches, Circuit Breakers, and “Break Glass” Call Points

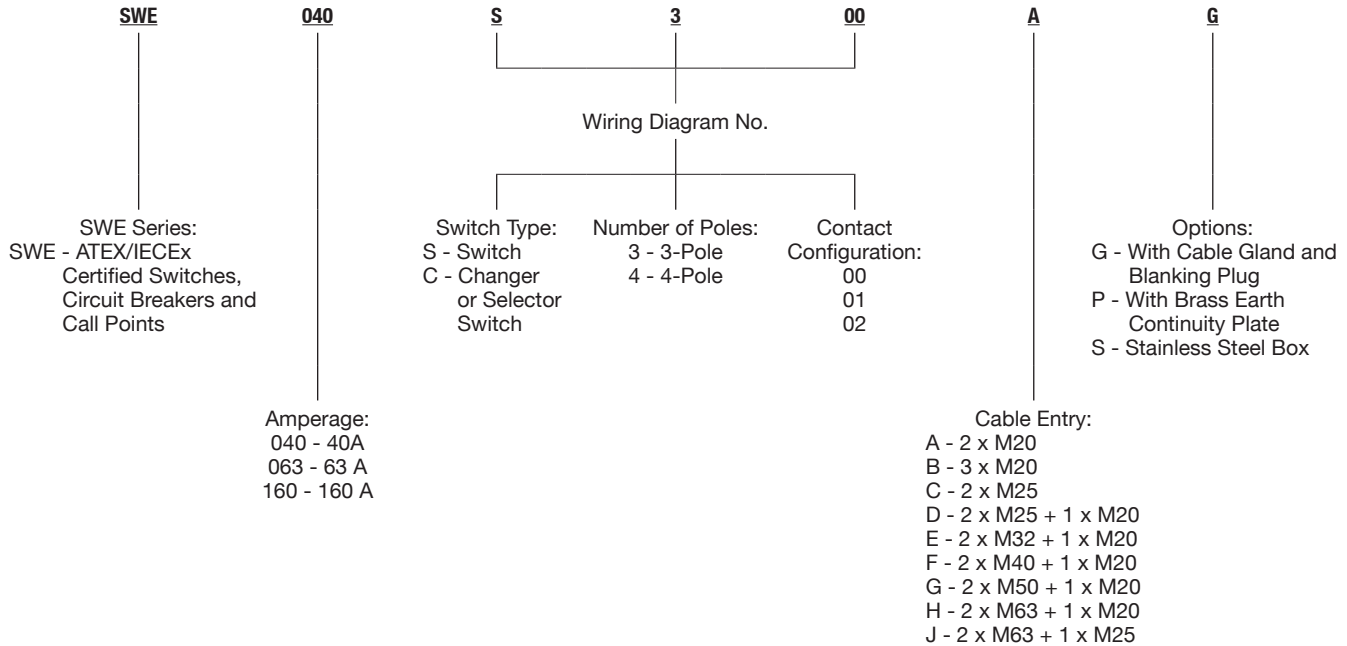


## Increased Safety

ATEX/IECEX:  
Zone 1 and 2 - 21 and 22

II 2 GD IP66 - IK10

### Catalog Numbering Guide



CONTROLS: ATEX/IECEX INCREASED SAFETY CALL POINTS STATIONS AND AUDIO SIGNALING DEVICES

Switch Type	Wiring Diagram No.	Weight kg (lb)	Volume dm <sup>3</sup> (in <sup>3</sup> )	Catalog Number
<b>63 A Switch – 2 x M32 + 1 x M20 – Polyester Box</b>				
3-pole switch	S302	8 (17.64)	14.5 (884.8)	<b>SWE063S302EG</b>
4 Pole Switch	S402	8 (17.64)	14.5 (884.8)	<b>SWE063S402EG</b>
<b>160 A Switch – 2 x M63 + 1 x M25 – Polyester Box</b>				
3-pole switch	S302	16 (35.27)	75 (4576.8)	<b>SWE160S302JG</b>
4 Pole Switch	S402	16 (35.27)	75 (4576.8)	<b>SWE160S402JG</b>
<b>160 A Switch – 2 x M63 + 1 x M25 – Stainless Steel Box</b>				
4-pole switch	S402	25 (55.12)	75 (4576.8)	<b>SWE160S402JS</b>

### Switching Arrangement — X Denotes “Closed Contact”

#### S302

Positions	Aux	Contacts		
		1	2	3
0				
1	X	X	X	X

#### S402

Positions	Aux	Contacts			
		1	2	3	4
0					
1	X	X	X	X	X

# ATX™ SWE Series 40, 63 and 160 Amp Switches, Circuit Breakers, and “Break Glass” Call Points

## Increased Safety

ATEX/IECEX:



Zone 1 and 2 - 21 and 22  
II 2 GD  
IP66 - IK10

Main Contacts	63 Amps	160 Amps
Rated Insulation Voltage	690 Vac	690 Vac
Rated Operating Voltage	690 Vac	690 Vac
Rated Operating Current	63 Amp	160 Amp
Rated Surge Voltage	6 kV	8 kV
<b>Switching Capacity</b>		
AC 21 A/AC 22 A	63 Amp, 230 V to 690 V	160 Amp, 400 V to 690 V
AC 23 A	15 kW, 230 V	
	22 kW, 400 V	80 kW, 400 V
	30 kW, 500 V	110 kW, 500 V
AC 3	18.5 kW, 690 V	55 kW, 690 V
	11 kW, 230 V	
	18.5 kW, 400 V	90 kW, 400 V
DC 21	22 kW, 500 V	70 kW, 500 V
	15 kW, 690 V	
DC 22	—	160 Amp, 220 V ①
		160 Amp, 440 V ①
DC 23	—	160 Amp, 220 V ①
		100 Amp, 440 V ①
<b>Auxiliary Contacts</b>		
Rated Insulation Voltage	400 V	230 V
Rated Operating Voltage	400 V	230 V
Rated Operating Current	10 Amp	10 Amp
<b>Switching Capacity</b>		
AC 15	6 Amp, 230 V	6 Amp, 230 V
	4 Amp, 400 V	
<b>Others</b>		
Termination (flexible/solid)	35 mm <sup>2</sup> (0.054 in <sup>2</sup> )	120 mm <sup>2</sup> (0.186 in <sup>2</sup> )

① 2 contacts connected in series per pole.

# ATX™ SWE Series 40, 63 and 160 Amp Switches, Circuit Breakers, and “Break Glass” Call Points

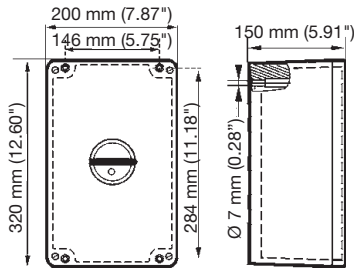


Increased Safety

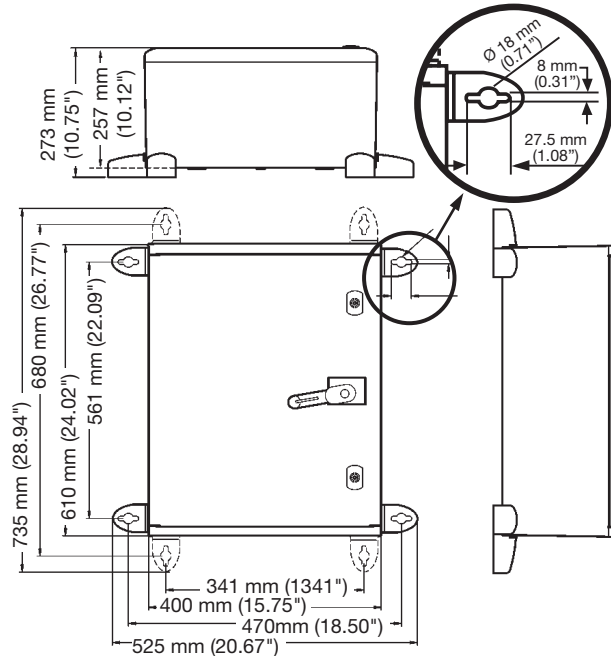
CONTROLS: ATEX/IECEx INCREASED SAFETY CALL POINTS STATIONS AND AUDIO SIGNALING DEVICES

Dimensions in Millimeters (Inches)

40 Amp/63 Amp Polyester Version



160 Amp Polyester Version



160 Amp Stainless Steel Version

