

APMS100C105UD LED Drivers

Replacement BU Voltage driver for use on the following Appleton™ LED Luminaires: 7500, 9,500, and 11,500 Lumen Mercmaster™ LED Generation 3 and Industrial Mercmaster LED Generation 3; 9500 Lumen Areamaster™ Generation 2 LED and Industrial Areamaster Generation 2 LED; 2400 Lumen Areamaster Generation 2 HL LED and Industrial Areamaster™ Generation 2 HL LED; 9500 Lumen Baymaster™ LED and Industrial Baymaster LED; 2400 Lumen Baymaster HL LED and Industrial Baymaster HL LED; 7900, 10,000, 11,600 Lumen Code•Master™ LED

Features

- Input voltage: 90–305 Vac
- Built-in active PFC function: 0.98Typ.
- Built-in lightning protection
- High efficiency: 90% Typ.
- Waterproof (IP67)
- Constant Current / 0–10V Dimming
- Protection: OVP, SCP, OTP
- Type HL

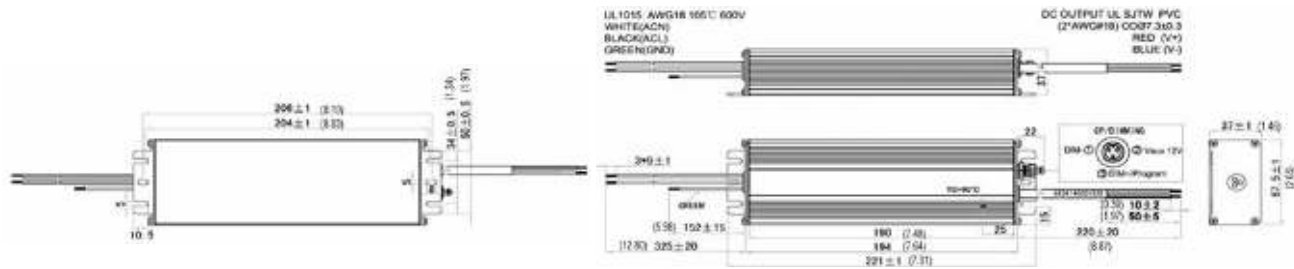
NEC/CEC Compliances

- UL8750; UL1012; CAN/CSA-C22.2 No.107-01
- IEC/EN61347-1; IEC/EN61347-2-13



Output Current	Input Voltage	Max. Output Power	Typical Efficiency	Typical Power Factor	Used in BU Luminaire Models	Part Number
360 mA	90-305 Vac / 125-300 Vdc	100 W	90%	0.98	MLGL7	APMS100C105UD36
370 mA	90-305 Vac / 125-300 Vdc	100 W	90%	0.98	CMLD17	APMS100C105UD37
410 mA	90-305 Vac / 125-300 Vdc	100 W	90%	0.98	AMLGL6C, AMLGL6N, AMLGL6W, BLL6C / BLLPL6C, BLL6N / BLLPL6N, BLL6W / BLLPL6W	APMS100C105UD41
480 mA	90-305 Vac / 125-300 Vdc	100 W	90%	0.98	MLGL9, MLGH9 CMLD25	APMS100C105UD48
530 mA	90-305 Vac / 125-300 Vdc	100 W	90%	0.98	AMLHL1C, AMLHL1N, AMLHL1W, BHLL1C / BHLPL1C, BHLL1N / BHLPL1N, BHLL1W / BHLPL1W	APMS100C105UD53
570 mA	90-305 Vac / 125-300 Vdc	100 W	90%	0.98	CMLD35	APMS100C105UD57
595 mA	90-305 Vac / 125-300 Vdc	100 W	90%	0.98	MLGH1	APMS100C105UD59

Dimensions in Millimeters (Inches)

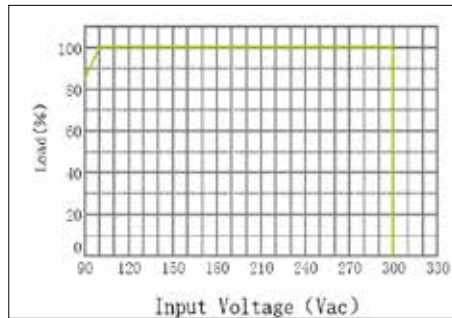


APMS100C105UD LED Drivers

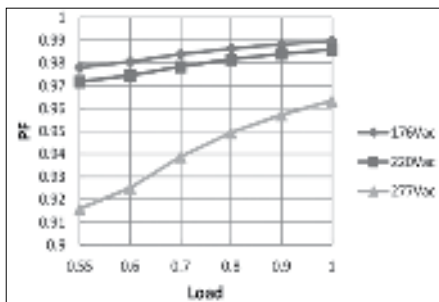
Replacement BU Voltage driver for use on the following Appleton™ LED Luminaires: 7500, 9,500, and 11,500 Lumen Mercmaster™ LED Generation 3 and Industrial Mercmaster LED Generation 3; 9500 Lumen Areamaster™ Generation 2 LED and Industrial Areamaster Generation 2 LED; 2400 Lumen Areamaster Generation 2 HL LED and Industrial Areamaster™ Generation 2 HL LED; 9500 Lumen Baymaster™ LED and Industrial Baymaster LED; 2400 Lumen Baymaster HL LED and Industrial Baymaster HL LED; 7900, 10,000, 11,600 Lumen Code•Master™ LED

Diagrams

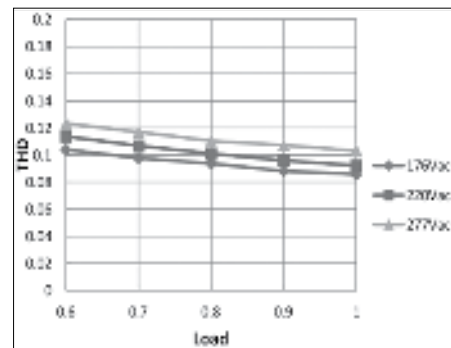
Derating Curve



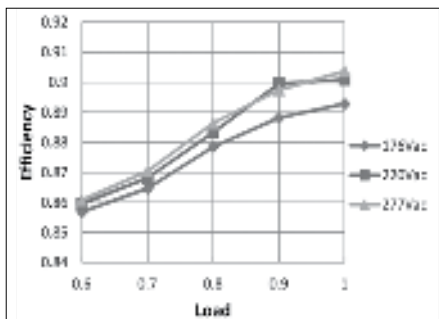
Power Factor vs. Load Curve



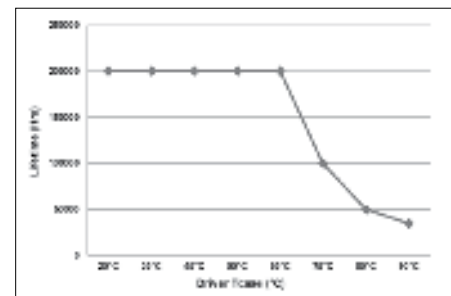
THD Curve



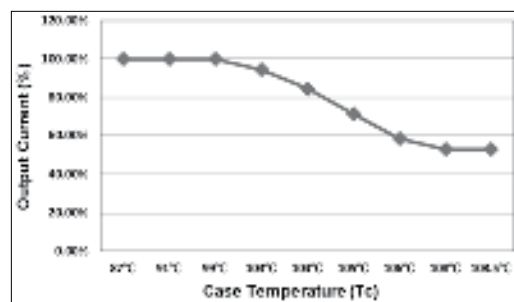
Efficiency vs. Load Curve



Lifetime vs. Driver Tcase



OTP



APMS100C105UD LED Drivers

Replacement BU Voltage driver for use on the following Appleton™ LED Luminaires: 7500, 9,500, and 11,500 Lumen Mercmaster™ LED Generation 3 and Industrial Mercmaster LED Generation 3; 9500 Lumen Areamaster™ Generation 2 LED and Industrial Areamaster Generation 2 LED; 2400 Lumen Areamaster Generation 2 HL LED and Industrial Areamaster™ Generation 2 HL LED; 9500 Lumen Baymaster™ LED and Industrial Baymaster LED; 2400 Lumen Baymaster HL LED and Industrial Baymaster HL LED; 7900, 10,000, 11,600 Lumen Code•Master™ LED

Specifications (at [+25 °C (+77 °F)] ambient unless specified otherwise) ①

Input	Efficiency (120 Vac) ②	88% (Typical), >86% at full load	
	Efficiency (230 Vac) ②	90% (Typical), >88% at full load	
	Voltage Range (V)	90–305 Vac	
	Voltage Rated (V)	100–277 Vac, or 125–300 Vdc (min.–max.)	
	Frequency Range (Hz)	47–63	
	Power Factor		0.98 (typical) at 220 Vac
			>0.9 @120–277 Vac, 80–100% load
		THD	<15% with 80% ~ 100% load, at 100–277 Vac <20% with 50% ~ 100% load, at 100–277 Vac
	AC Current (Max.)	1.35A max. at 110 Vac	
	Inrush Current (Max.)	65A at 230 Vac input +25 °C (+77 °F) Cold Start (time wide=500uS, measured at 50% Ipeak)	
Leakage Current (Max.)	0.75mA at 277 Vac, 60 Hz		
Output	Output Voltage Range (V)	150–57	
	Output Current Range (mA)	70–1050	
	Output Current Settable Range	0.45-1.05 A dc	
	Rated Power (W)	100 (max.)	
	Ripple Current	<10%((PK-AV) / AV) full load	
	Current Tolerance	5%	
	Line Regulation	1%	
	Load Regulation	3%	
Turn On Delay Time	0.5s (typ.)		
Dimming Control	12Vdc Output Voltage (Vdc)	10.8Vmin.~12Vtyp.~13.2V max.	
	12Vdc Output Current (mA)	0mA~20mA max.	
	0~10V / DMI+ Voltage	Absolute maximum voltage - 10V min.~20V max.	
	0~10V / DMI+ Short Current	280uA~450uA (DIM(+)=0)	
	Dimming Function	0~10V / 10%lo~100%lo ref.	
Protection	Over Voltage (V)	<200 Protection type: Voltage limiting output will not exceed the upper limit voltage, recovers automatically after fault condition is removed.	
	Short Circuit	Protection type: Hiccup mode. Recovers automatically after short is removed.	
	Over Temperature	Protection type: Decrease output current. When Tc reaches +100 °C +/- 10 ° (+212 °F +/- 10 °), the output current decrease to approximate 50% of rated value. (See OTP plot.)	
	Lightning Surge Protection	Per IEEE C62.41.2202 (6 kV, 1.2/50ms, 8/20ms combination wave with 2 ohms source impedance, L-N, L-PE, N-PE)	

① All parameters NOT specially mentioned are measured at 230 Vac input, rated load and +25 °C (+77 °F) of ambient temperature.

② Measured at full load and steady-state temperature in +25 °C (+77 °F) ambient (Efficiency will be about 2% lower if measured immediately after startup).

APMS100C105UD LED Drivers

Replacement BU Voltage driver for use on the following Appleton™ LED Luminaires: 7500, 9,500, and 11,500 Lumen Mercmaster™ LED Generation 3 and Industrial Mercmaster LED Generation 3; 9500 Lumen Areamaster™ Generation 2 LED and Industrial Areamaster Generation 2 LED; 2400 Lumen Areamaster Generation 2 HL LED and Industrial Areamaster™ Generation 2 HL LED; 9500 Lumen Baymaster™ LED and Industrial Baymaster LED; 2400 Lumen Baymaster HL LED and Industrial Baymaster HL LED; 7900, 10,000, 11,600 Lumen Code•Master™ LED

Specifications (at [+25 °C (+77 °F)] ambient unless specified otherwise) ①

Environment	Maximum Case Temperature	+90 °C (+194 °F)
	Minimum Case Temperature	-40 °C (-40 °F)
	Operating Humidity	20~95% RH non-condensing
	Storage Temp., Humidity	-40 ~ +85 °C (-40 ~ +185 °F), 10-95% RH
	Vibration	10~500Hz,5G 12 min/cycle, period for 72 min. each along X, Y, Z axes
Safety & EMC	Agency Approbations	UL8750;UL1012;CAN/CSA-C22.2 No.107-01;IEC/EN61347-1;IEC/EN61347-2-13
	Withstand Voltage	I / P-O / P:3.75 kVac I / P-FG:1.875 kV O / P-FG:1.5 kV
	Isolation Resistance	I / P-O / P:100M Ohms (500VDC / 25°C / 70%RH)
	EMC Emission	FCC PART15 Class B, EN55015, EN61000-3-2 Class C, EN61000-3-3
	EMC Immunity	EN61000-4-2,3,4,5,6,8,11, EN61000-4-5: Line to Neutral: ±6kV ; Line to GND: ±6kV ; Neutral to GND: ±6kV. IEEE/ANSI C62.41.2 Transient Surge Requirements, combi wave 2 ohm source impedance.
Others	MTBF	300,000 hours, measured at full load, +25 °C (+77 °F) ambient temperature, MIL-HDBK-217F (+25 °C [+77 °F])
	Lifetime	Refer to plot
	Dimension	183 x 67.5 x 37 mm (7.20 x 2.66 x 1.46 inches) (L x W x H)
	Weight (Typ.)	820 g (1.8 lbs)

① All parameters NOT specially mentioned are measured at 230 Vac input, rated load and +25 °C (+77 °F) of ambient temperature.