

APMS100C105HD LED Drivers

Replacement BH Voltage driver for use on the following Appleton™ LED Luminaires: 7500, 9,500, and 11,500 Lumen Mercmaster™ LED Generation 3 and Industrial Mercmaster LED Generation 3; 9500 Lumen Areamaster™ Generation 2 LED and Industrial Areamaster Generation 2 LED; 2400 Lumen Areamaster Generation 2 HL LED and Industrial Areamaster™ Generation 2 HL LED; 9500 Lumen Baymaster™ LED and Industrial Baymaster LED; 2400 Lumen Baymaster HL LED and Industrial Baymaster HL LED; 7900, 10,000, 11,600 Lumen Code•Master™ LED

Features

- Input voltage: 347-480 Vac
- Built-in active PFC function: 0.98 Typ.
- Built-in Lightning protection.
- High efficiency: 87% Typ.
- Waterproof (IP66)
- Constant Current / 0-10V Dimming
- Clock Dimming (CLK) / PWM Dimming
- Protection: OVP, SCP, OTP
- Full Power at 65% Io max ~ 100% Io max (Constant Power)
- UL Type HL

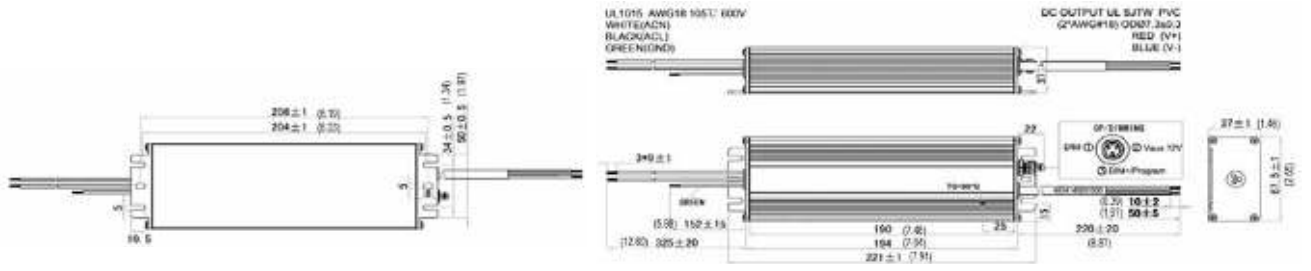
NEC/CEC Compliances

- UL8750, UL1310
- CSA 250.13



Output Current	Input Voltage	Max. Output Power	Typical Efficiency	Typical Power Factor	Used in BH Luminaire Models	Part Number
360 mA	347-480 Vac	100 W	90%	0.98	MLGL7	APMS100C105HD36
370 mA	347-480 Vac	100 W	90%	0.98	CMLED17	APMS100C105HD37
410 mA	347-480 Vac	100 W	90%	0.98	AMLGL6C, AMLGL6N, AMLGL6W, BLL6C / BLLPL6C, BLL6N / BLLPL6N, BLL6W / BLLPL6W	APMS100C105HD41
480 mA	347-480 Vac	100 W	90%	0.98	MLGL9, MLGH9 CMLED25	APMS100C105HD48
530 mA	347-480 Vac	100 W	90%	0.98	AMLHL1C, AMLHL1N, AMLHL1W BHLL1C / BHLPL1C, BHLL1N / BHLPL1N, BHLL1W / BHLPL1W	APMS100C105HD53
570 mA	347-480 Vac	100 W	90%	0.98	CMLED35	APMS100C105HD57
595 mA	347-480 Vac	100 W	90%	0.98	MLGH1	APMS100C105HD59

Dimensions in Millimeters (Inches)

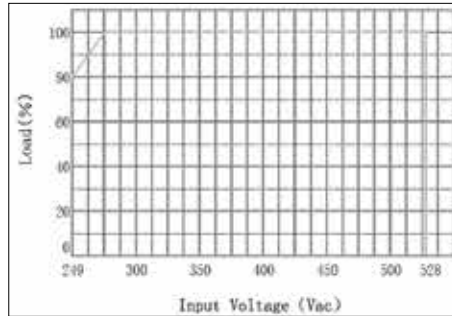


APMS100C105HD LED Drivers

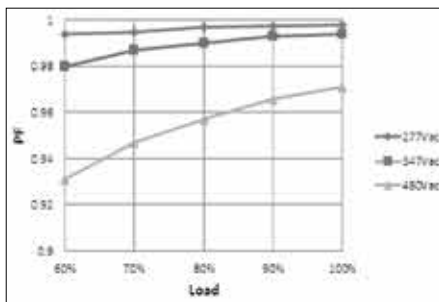
Replacement BH Voltage driver for use on the following Appleton™ LED Luminaires: 7500, 9,500, and 11,500 Lumen Mercmaster™ LED Generation 3 and Industrial Mercmaster LED Generation 3; 9500 Lumen Areamaster™ Generation 2 LED and Industrial Areamaster Generation 2 LED; 2400 Lumen Areamaster Generation 2 HL LED and Industrial Areamaster™ Generation 2 HL LED; 9500 Lumen Baymaster™ LED and Industrial Baymaster LED; 2400 Lumen Baymaster HL LED and Industrial Baymaster HL LED; 7900, 10,000, 11,600 Lumen Code•Master™ LED

Diagrams

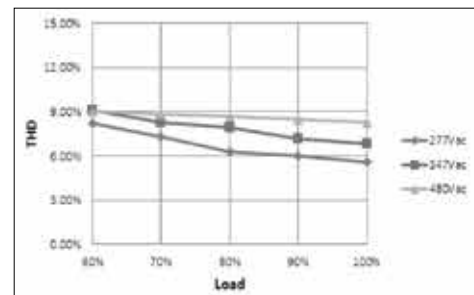
Derating Curve



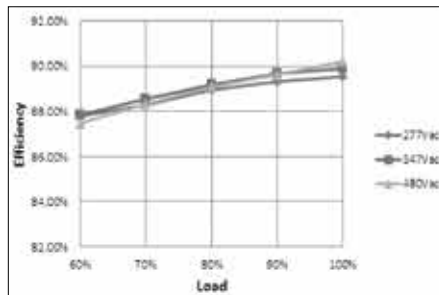
Power Factor vs. Load Curve



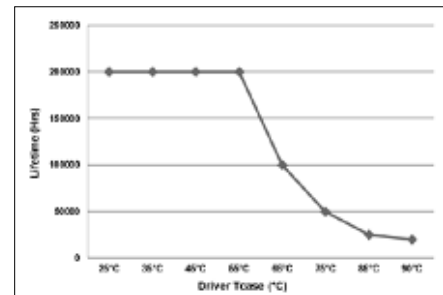
THD Curve



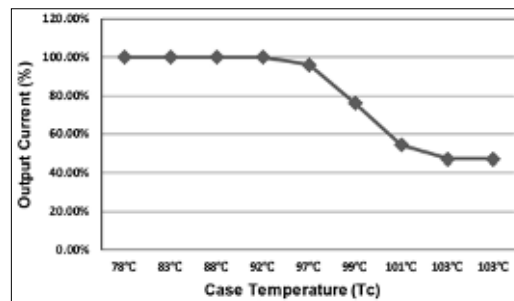
Efficiency vs. Load Curve



Lifetime vs. Driver Tcase



OTP



APMS100C105HD LED Drivers

Replacement BH Voltage driver for use on the following Appleton™ LED Luminaires: 7500, 9,500, and 11,500 Lumen Mercmaster™ LED Generation 3 and Industrial Mercmaster LED Generation 3; 9500 Lumen Areamaster™ Generation 2 LED and Industrial Areamaster Generation 2 LED; 2400 Lumen Areamaster Generation 2 HL LED and Industrial Areamaster™ Generation 2 HL LED; 9500 Lumen Baymaster™ LED and Industrial Baymaster LED; 2400 Lumen Baymaster HL LED and Industrial Baymaster HL LED; 7900, 10,000, 11,600 Lumen Code•Master™ LED

Specifications ①

Input	Efficiency (277 Vac) ②	88% (Typical), >86% at full load
	Efficiency (480 Vac) ②	90% (Typical), >88% at full load
	Voltage Range (V), ①	249–528 Vac
	Frequency Range (Hz)	47 ~ 63
	Power Factor	0.96 (Typical), 0.94 (minimum) at 480 Vac >0.9 with 50% ~ 100% load, at 277 ~ 480 Vac
	THD	<15% with 80% ~ 100% load, at 277 ~ 480 Vac <20% with 60% ~ 100% load, at 277 ~ 480 Vac
	AC Current (Max.)	0.5 A max. at 277 Vac
	Inrush Current (Max.)	65 A at 480 Vac input +25 °C (+77 °F) Cold Start (time wide=500 uS, measured at 50% Ipeak)
	Leakage Current (Max.)	0.75 mA at 480 Vac, 50 Hz
Output	Output Voltage Range (V)	150–57
	Output Current Range (mA)	70–1050
	Output Current Settable Range	0.45-1.05 A dc
	Rated Power (W)	100 (max.)
	Constant Power Output Set Range	65% I _{o_max} ~ 100% I _{o_max}
	Ripple Current	<10% [(PK-AV) / AV] full load
	Current Tolerance	5%
	Line Regulation	3%
	Load Regulation	5%
	Turn On Delay Time	2s (typ.), measured at 277 Vac input
Dimming Control	12 Vdc Output Voltage (Vdc)	10.8 V min. ~ 12 V typ. ~ 13.2 V max.
	12 Vdc Output Current (Vdc)	0 mA ~ 20 mA max.
	0 ~ 10V / DMI+ Voltage	Absolute maximum voltage -10 V min. ~ 20 V max.
	0 ~ 10V / DMI+ Short Current	280 uA ~ 450 uA (DIM(+)=0)
	Dimming Function	0 ~ 10 V / 10% I _o ~ 100% I _o
Protection	Over Voltage (V)	<250 V Protection type: Voltage limiting output will not exceed the upper limit voltage, recovers automatically after fault condition is removed.
	Short Circuit	Protection type: Hiccup mode. Recovers automatically after short is removed.
	Over Temperature	Protection type: Decrease output current. When T _c reaches +100 °C + / - 10 ° (+212 °F + / - 10 °), the output current decrease to approximate 50% of rated value. (See OTP plot.)

① All parameters NOT specially mentioned are measured at 480 Vac input, rated load and +125 °C (+257 °F) of ambient temperature.

② Measured at full load and steady-state temperature in +25 °C (+77 °F) ambient (Efficiency will be about 2% lower if measured immediately after startup).

APMS100C105HD LED Drivers

Replacement BH Voltage driver for use on the following Appleton™ LED Luminaires: 7500, 9,500, and 11,500 Lumen Mercmaster™ LED Generation 3 and Industrial Mercmaster LED Generation 3; 9500 Lumen Areamaster™ Generation 2 LED and Industrial Areamaster Generation 2 LED; 2400 Lumen Areamaster Generation 2 HL LED and Industrial Areamaster™ Generation 2 HL LED; 9500 Lumen Baymaster™ LED and Industrial Baymaster LED; 2400 Lumen Baymaster HL LED and Industrial Baymaster HL LED; 7900, 10,000, 11,600 Lumen Code•Master™ LED

Specifications ①		
Environment	Operating Humidity	20 ~ 95% RH non-condensing
	Storage Temp., Humidity	-40 ~ +85 °C (-40 ~ +185 °F), 10-95% RH
	Tc	-40 ~ +90 °C (-40 ~ +194 °F) max.
	Vibration	10-500 Hz, 5G 12 min/cycle, period for 72 min. each along X, Y, Z axes
Environment	Operating Humidity	20 ~ 95% RH non-condensing
	Storage Temp., Humidity	-40 ~ +85 °C (-40 ~ +185 °F), 10-95% RH
	Tc	-40 ~ +90 °C (-40 ~ +194 °F) max.
	Vibration	10-500 Hz, 5G 12 min/cycle, period for 72 min. each along X, Y, Z axes
Safety & EMC	Safety Standard	UL8750, UL1012, CSA 250.13
	Withstand Voltage	I / P-O / P: 3.75K Vac I / P-FG: 1.875KV O / P-FG: 1.5KV
	Isolation Resistance	I / P-O / P: 100M Ohms (500 Vdc / +25 °C [+77 °F] 70%RH)
	EMC Emission	Conducted Emission: FCC PART 15 Class A Radiated Emission: FCC PART 15 Class A
	EMC Immunity	EN61000-4-2, 3, 4, 5, 6, 8, 11, EN61000-4-5: Line to Neutral: ±6 kV ; Line to GND: ±6 kV ; Neutral to GND: ±6 kV. IEEE/ANSI C62.41.2 Transient Surge Requirements, combi wave 2 ohm source impedance.
	MTBF	300,000 hours, measured at full load, +25 °C (+77 °F) TC ambient temperature MIL-HDBK-217F (+25 °C [+77 °F])
Others	Lifetime	Refer to plot.
	Dimension	221 x 67.5 x 37 mm (L x W x H); (8.70 x 2.66 x 1.46 inches)
	Weight (Typ.)	940 g (2.07 lb)

① All parameters NOT specially mentioned are measured at 480 Vac input, rated load and +125 °C (+257 °F) of ambient temperature.

② Measured at full load and steady-state temperature in +25 °C (+77 °F) ambient (Efficiency will be about 2% lower if measured immediately after startup).